
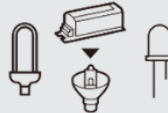



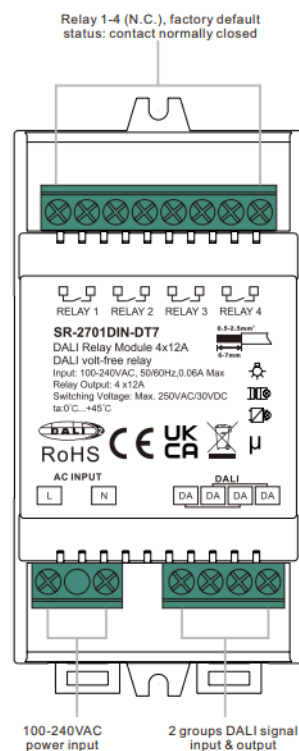
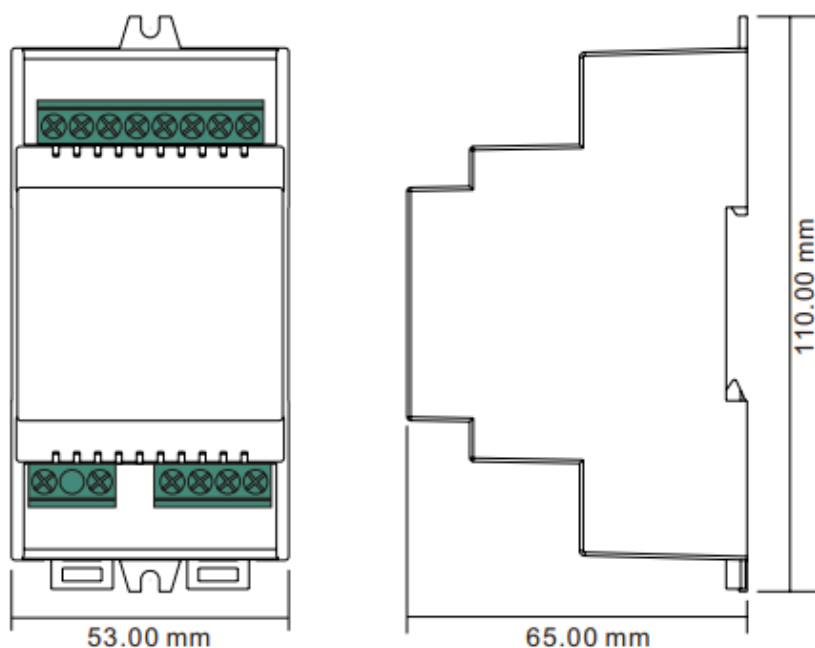
Features:

- 4 Channel Relay Module
- DALI/DALI-2 DT7 Compatible ON / OFF Control
- Capacitive Load : 2760W (LED)
- Inductive Load : 4x1320W
- Resistive Load : 4x2760W
- 5 year warranty

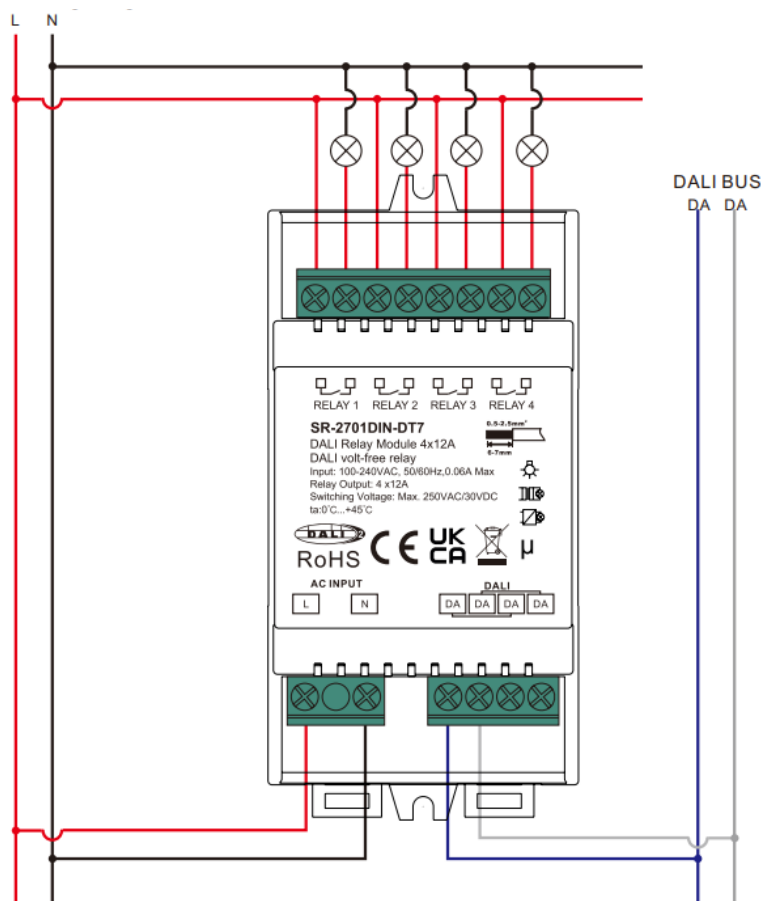
Model		SR-2701DIN-DT7		
Output, Relay	Switching AC voltage	Max 250V		
	Switching DC voltage	2760W		
	Current	Resistive Load: 4x12A	Inductive Load: 4x12A	LED & other capacitive load: 4x12A
	Type of Contact	4 normally closed		
Input	DALI Control Input	1		
	DALI consumption	<3mA		
	Number of DALI Adresses	2		
Environment	Working TEMP.	-20 - +50°C		
	Waterproof Grade	IP20		
Others	Weight	0.22kg		
	Size	110*65*53mm (L*W*D)		
Safety & Warnings	• DO NOT install with power applied to the device. • DO NOT expose the device to moisture.			
Notes	• DALI relay module with zero crossing detection • DIN rail installation • 100-240VAC power supply • 4 channels relay module • 4 DALI addresses can be assigned by DALI master controller automatically • Control 4 relays separately • Control of 4 standard contactors		• DIN rail relay module for controlling 4 standard contactors via DALI • Loads that do not have a DALI input can therefore be integrated in the DALI circuit • The loads can be switched on and off via DALI • Compatible with universal DALI systems and master controllers in the market • DIN rail installation, compatible with standard 35mm DIN rail • 5 years warranty • Waterproof grade : IP20	
Operation	DALI Address Assigned by DALI Masters. DALI addresses can be assigned by DALI Master controller automatically, please refer to user manuals of compatible DALI Masters for specific operations.			

Compatible Load Types		
Load Symbol	Load Type	Maximum Load
	<u>Resistance Load</u> Conventional incandescent and halogen light sources	4*2760W @ 230VAC 4*1320W @ 110VAC
	<u>LED & Other capacitive loads</u> LED, fluorescent tube lamp (compact/with electronic ballast), electronic transformer	4*2760W @ 230VAC 4*1320W @ 110VAC
	<u>Inductive Loads</u> Ferromagnetic Transformers	4*2760W @ 230VAC 4*1320W @ 110VAC

Mechanical Specification



Wiring Diagram



Note: please use 2.5mm² wire for relay in and out connections, small size wire will cause over heating.