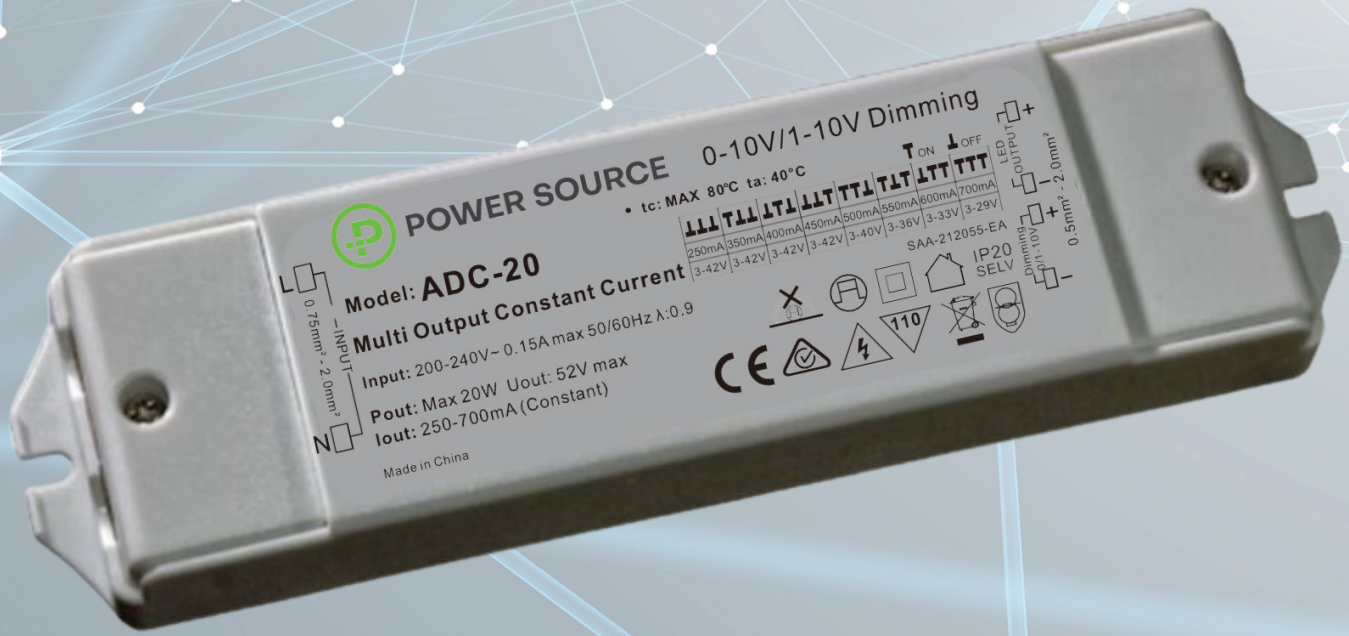









POWER SOURCE



**5 YEAR
WARRANTY**

20W
0/1-10V
Dimmable
Constant
Current
LED Driver
With Selectable
Output

Features of the: ADC-20

-  0/1-10V Dimmable
-  Output Current Selectable By DIP switch
-  AC Input Range: 100-277VAC with PFC
-  IP20 Design For Indoor Installation
-  Class II Power Supply
-  Easy Installation
-  Protections: Short Circuit, Overload, Over Temperature

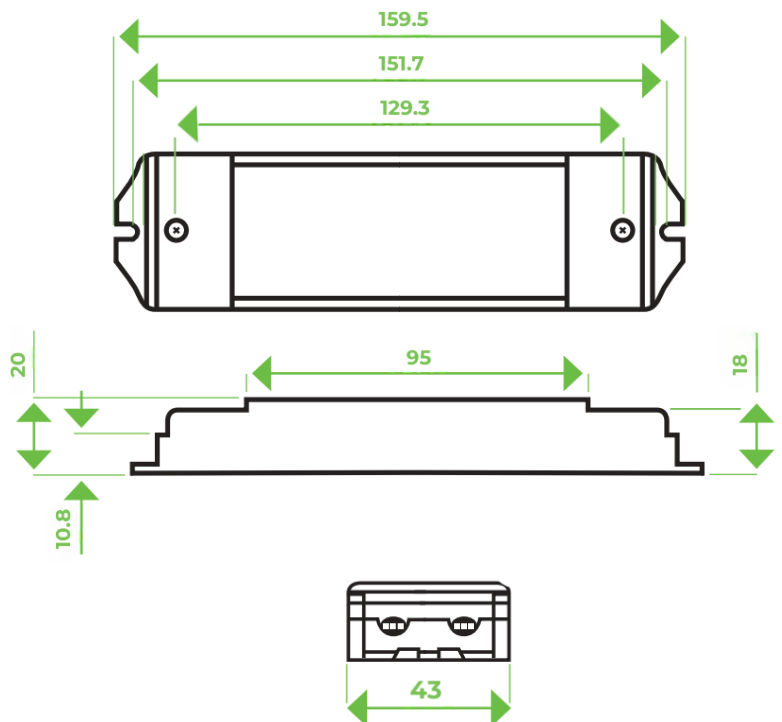
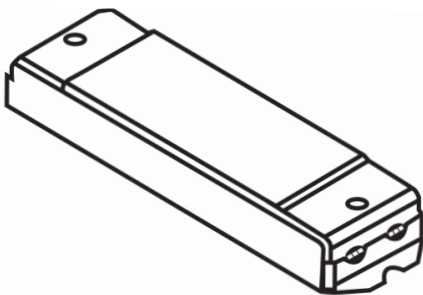


CE  IP20 SELV

Model		ADC-20							
Output	Rated Current (mA)	250mA	350mA	400mA	450mA	500mA	550mA	600mA	700mA
	T ON ⏏ OFF	⏏⏏⏏	T⏏⏏	⏏T⏏	⏏⏏T	TT⏏	T⏏T	⏏TT	TTT
	Current Tolerance	±25mA							
	DC Voltate	3-42V	3-42V	3-42V	3-42V	3-42V	3-42V	3-33V	3-29V
	Rated Power	10.5W	14.7W	16.8W	18.9W	20W	19.8W	19.8W	20.3W
Input	Rated Input Voltage	100-277VAC							
	Rated Frequency	47-63HZ							
	Power Factor	0.99@120VAC	0.95@230VAC	0.9@277VAC					
	Efficiency (Typ.)	81% @120VAC	81%@230VAC	80%@277VAC					
	AC Current (Max.)	0.3A							
	Inrush Current (Typ.)	10.2A, 24uS @ 50%Ipeak at 277VAC							
	Leakage Current	<0.50mA TBC							
Protection	Short Circuit	Constant current mode, recovers automatically after fault condition is removed.							
	Output No-Load Voltage	52V max. TBC							
	Over Temperature	Ambient temp. over 55±10°C, output current will be off; recovers automatically after temperature drops							
	Protection Class	II							
Environment	Working TEMP.	-40-+60°C							
	Working Humidity	20-90%RH, non condensing							
	Storage Temp. Humidity	-40 - 70°C, 10-95%RH							
Safety	Safety Standards	EN61347-1 EN61347-2-13							
	Withstand Voltage	I/P-O/P:3.75KVAC							
	Isolation Resistance	I/P-O/P:100MQ/500VDC/25°C/70%RH							
Others	Weight	0.15kg							
	Size	159.5*43*20mm (L*W*H)							
	Packing	340*250*135mm (50PCS/CTN) for outer carton 8.3KG/CTN.							
Notes	<ol style="list-style-type: none"> 1. All parameters NOT specially mentioned are measured at 277VAC input, rated load and 25°C of ambient temperature. 2. Tolerance: includes set up tolerance, line regulation and load regulation. 3. Specifications are subject to change without prior notice. Contact your supplier to confirm any critical parameters. 								

Mechanical Specification

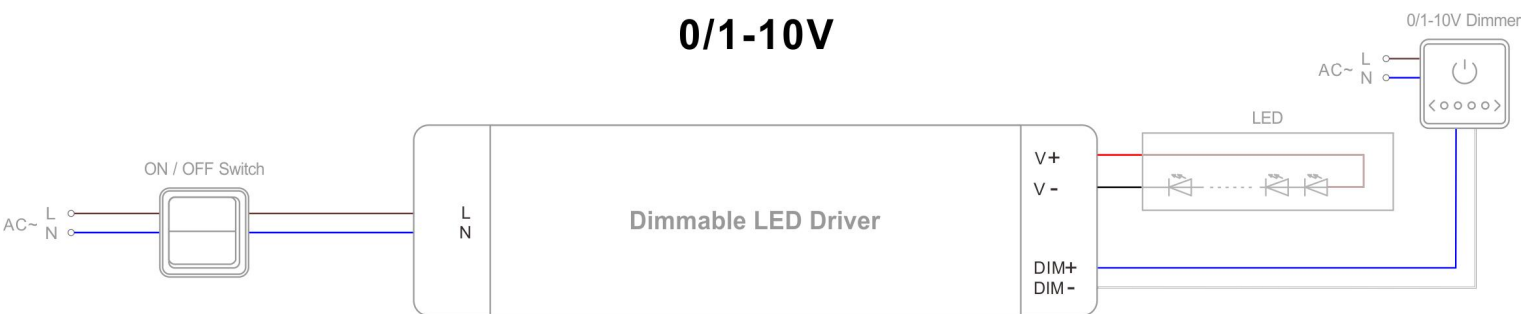
- Input 3 pole terminal block: Active AC (L), Neutral AC (N).
- Output 2 pole terminal block: Positive (LED+), Negative (LED-).
- 0/1-10V. Terminals 2P.
- Suggested wire diameter: Input 0.75-2mm²; Output: 0.5-2mm².
- Ensure that all wiring is correct before testing in order to avoid damage to the LED driver or the LEDs.



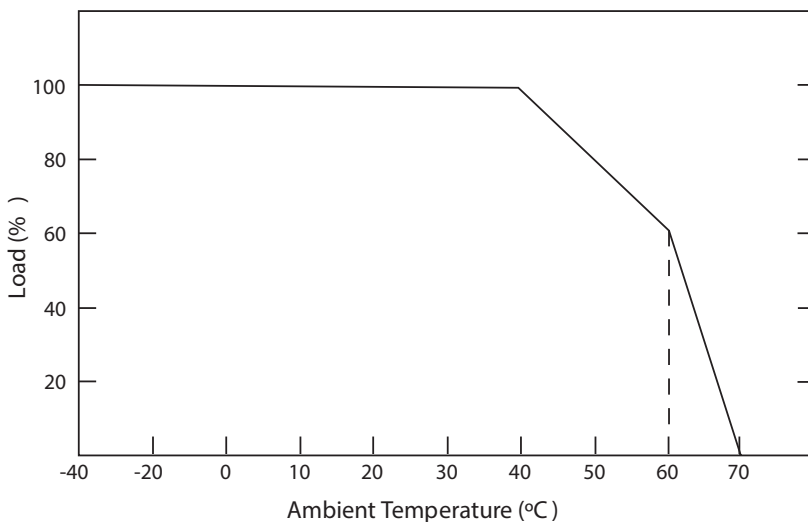
Dimming Operation and Connecting Diagram

1. Adjust the LED driver output to the desired constant current by using the dip switch.
2. Connect the 0/1-10V dimmer pot – for example the Power Source D1-10.
3. Connect a light fitting and test operation before connecting any further fittings.

0-10/1-10V



De-rating Curve and Instructions



To extend their life, please refer to the De-rating Curve and de-rate according to the temperature.

- If being used in higher ambient temperatures, ensure the load on the LED driver is de-rated in accordance with this chart. Failure to do so could lead to a premature failure, which is not covered by the warranty.

Instruction:

- 1) This driver should be installed by qualified and professional person;
- 2) Please make sure the driver is installed with adequate ventilation around it to allow for heat dissipation.
- 3) Ensure that wiring is correct before test in order to avoid LED and power supply damage.

Any other question please feel free to contact ADM Systems Pty Ltd.