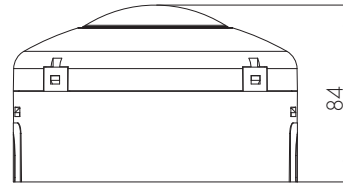
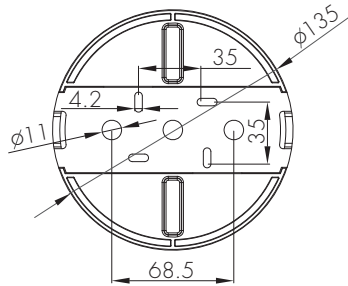


IP65 Housing for HF Motion Sensor

HC-IP65



Mechanical structure



Putting the sensors inside the IP65 box, they are then safe and ready for independent installation. They are 2 colors of the box: transparent PC for daylight, and white PC when the daylight sensor is not intended to use.

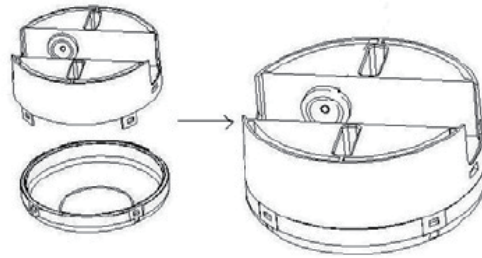
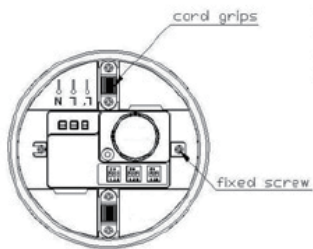
	HC009S		+		=	
	HC005S					
	HC019V/I					
	HC018V					
	HC018V/RF					
	HC023RF					
	HC024RF					
	HCD405RC					
	HC019V/DH					

• • •

Installation Instructions

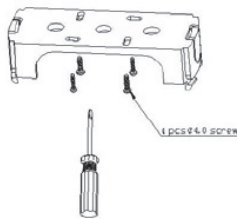
step1

Put motion sensor into the IP housing and click the cover on



step2

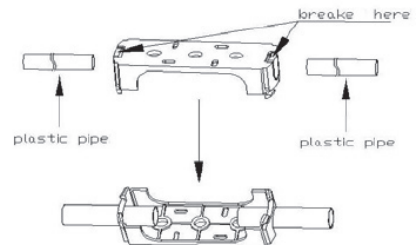
Mounting bracket (three options):



Option 1: Mount bracket to flat surface with screws



Option 2: Mount bracket to ceiling pole with nut



Option 3: Put pipe through the bracket hole

step3

Mount the bracket to the cover

